



BOLLINGER MOTORS

COMMERCIAL PLATFORMS


CHASS-E WORLD'S ONLY ALL-ELECTRIC CLASS 3 PLATFORM



CHASS-E READY FOR ANY CUSTOMIZED UPFITTING




AIRPORT TUGS / MINING



AGRICULTURE EQUIPMENT



DEFENSE OPS



CHASS-E



SPECIALTY INDUSTRY



KIT CAR



AUTONOMOUS

FROM THE GROUND UP

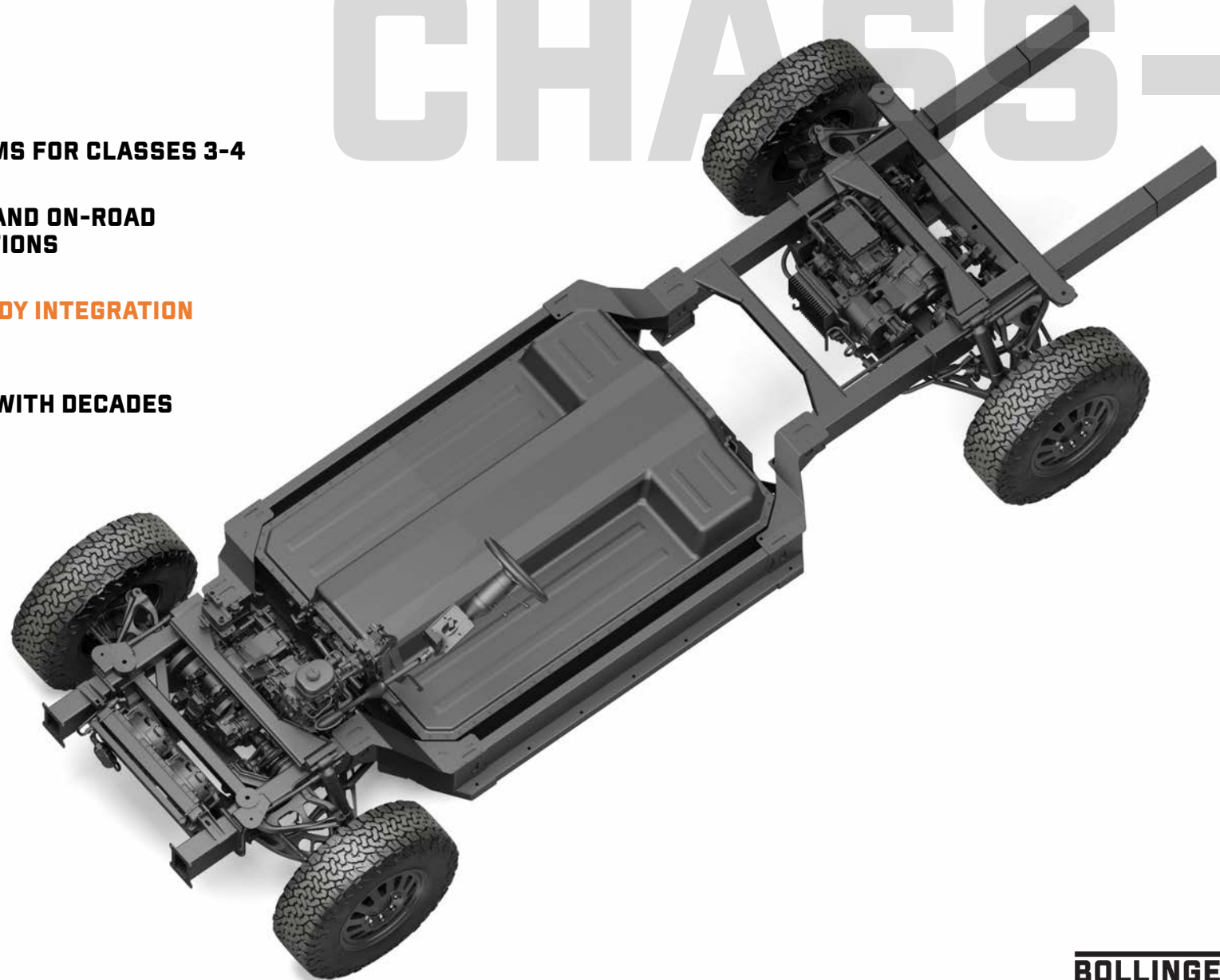
ENGINEERING ALL-ELECTRIC PLATFORMS FOR CLASSES 3-4

**VERSATILE PLATFORM FOR OFF-ROAD AND ON-ROAD
UNDERSERVED COMMERCIAL APPLICATIONS**

READY FOR 3RD PARTY **CUSTOMIZED BODY INTEGRATION
OR BOLLINGER TRUCKS**

**MADE BY MANUFACTURING PARTNERS WITH DECADES
OF EXPERIENCE**

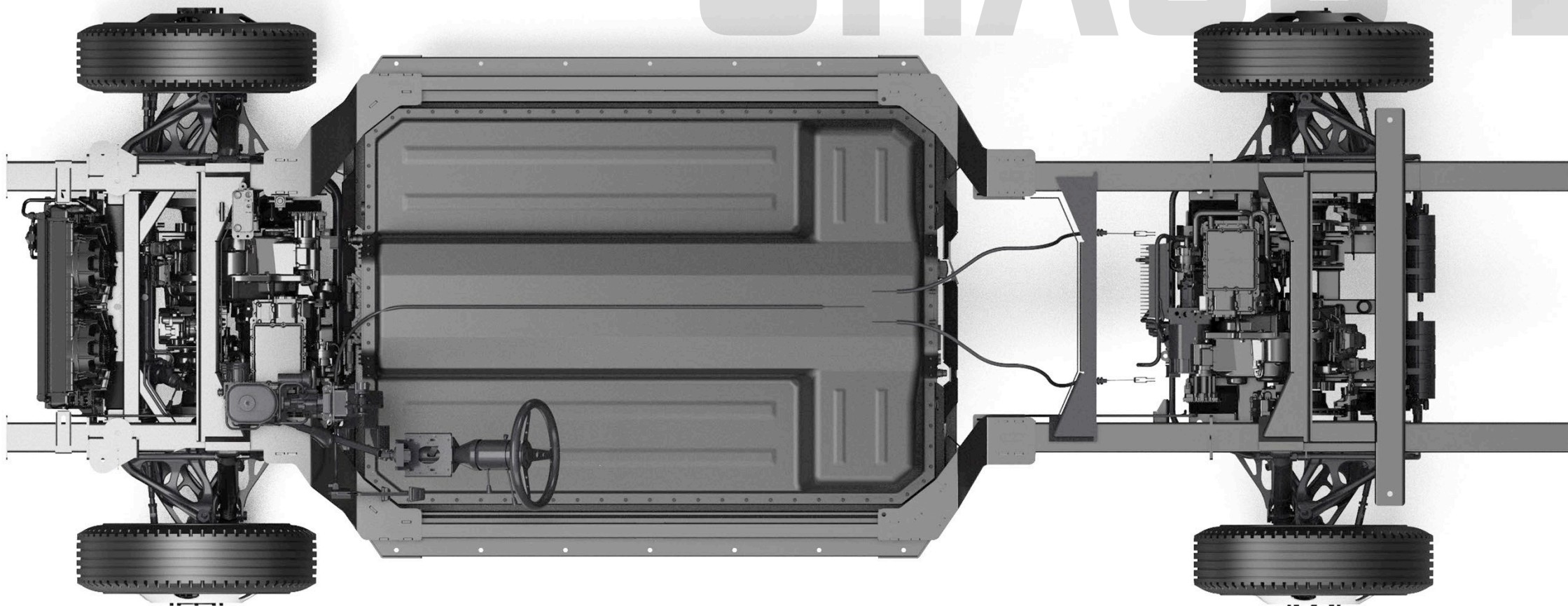
CHASS-E



CHASS-E ALL WHEEL DRIVE

WITH ADJUSTABLE SUSPENSION AND PORTAL GEAR HUBS

CHASS-E




CLASS 3

CHASSIS-E REAR WHEEL DRIVE

WITH SOLID REAR AXLE

CHASSIS-E

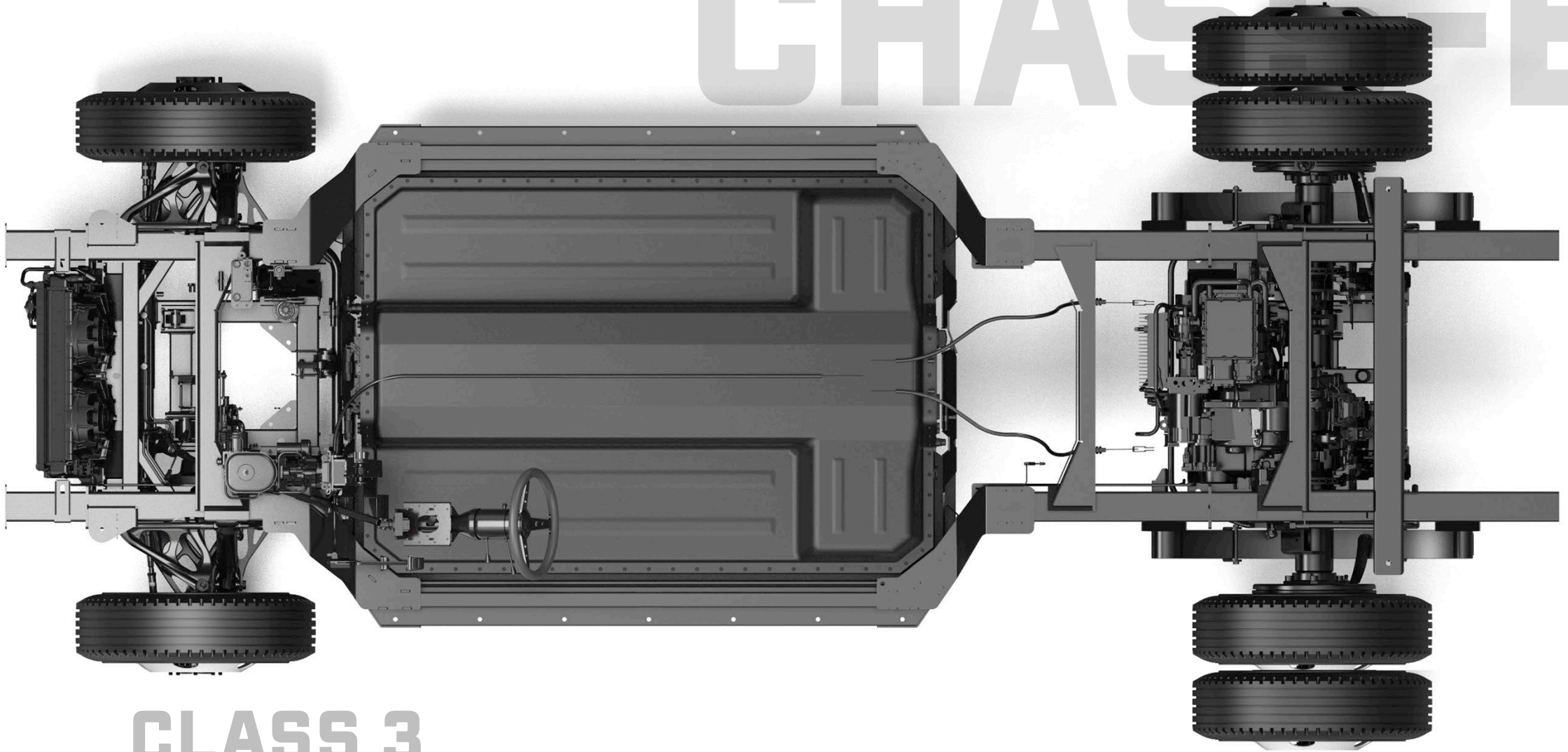


CLASS 3

CHASSIS-E REAR WHEEL DRIVE DUAL

WITH SOLID REAR AXLE




CHASSIS-E



CLASS 3

SPECS / CONFIGURATIONS

CHASSIS-E

			
	ALL WHEEL DRIVE	REAR WHEEL DRIVE	DUAL REAR WHEEL DRIVE
5,000 LB. PAYLOAD			
7,500 LB. PAYLOAD			
15 KW EXPORT POWER			
200+ MILE RANGE			
DUAL MOTORS			
650 FT-LB TORQUE			
PORTAL GEARHUBS			
15" GROUND CLEARANCE			
10" WHEEL TRAVEL			
REAR INDEPENDENT SUSP			
SOLID REAR AXLE			



THANK YOU

BOLLINGER MOTORS